



Select a membership account type by clicking below.

Family Sign Up



Renew

Existing Family Membership

Teacher Sign Up



Renew















































Existing Teacher Membership

School or District Sign Up



Renew

Existing School or District Membership

Membership Benefits		Family Membership	Single Teacher Membership	School or District Membership
Number of Student Accounts		4	25	Per Student
Number of Teacher Accounts		1	1	Unlimited
Unlimited Access to Over 500 Math Lessons		Yes 	Yes 	Yes 
Individual Student Logins		No 	Yes 	Yes 
Student Progress Reports		Yes 	Yes 	Yes 
School/District Administrator Reports		No 	No 	Yes 
Custom School Login Page		No 	No 	Yes 
Technical Support via E-mail		Yes 	Yes 	Yes 
Technical Support via Phone		No 	No 	Yes 
Dedicated Account Manager		No 	No 	Yes 
Roster Setup Service		No 	No 	Yes 
Teacher Training Video Conference		No 	No 	Yes 
Includes 6 Month School Membership to SuperTeacherWorksheets.com*		No 	No 	Yes 

* For accounts over 500 students; First year only.

Membership Pricing Information		
<div><div>Home/Family Membership</div><div>Allows one family account. One parent, and up to 4 children. (If you have more than 4 children, there will be an extra per-child fee.) Your entire family uses the same login e-mail and password.</div><div><div>Price:</div><div>\$45 per Year \$7.50 for each additional child</div></div></div>	<div><div>Single Teacher Membership</div><div>Allows one teacher to use the site with his or her students. Allows 1 teacher account, and up to 25 student accounts. (If you have more than 25 students, there will be an extra per-student fee.) Each student will have their own login and password.</div><div><div>Pricing:</div><div>\$150 per Year \$7.50 for each additional student license</div></div></div>	<div><div>School or District Membership</div><div>Per student pricing for schools and districts. Any number of teacher or student accounts can be set up.</div><div><div>Click for Pricing</div></div></div>

Select a membership account type by clicking below.

Family Sign Up



Renew

Existing Family Membership

Teacher Sign Up



Renew

Existing Teacher Membership

School or District Sign Up



Renew

Existing School or District Membership